

## Faculty of Computing

# PSM BRIEFING

## Sem1\_2425

A CHECKLIST BEFORE THE RACE

## Committee Members

SECR:  
PSM1 & PSM2:  
Ms Hazinah


SECV:  
PSM1:  
Dr. Noraini Ibrahim  
and Dr Muhammad  
Luqman Bin Mohd  
Shafie  
PSM2:  
Dr. Ruhaidah  
Samsuddin and Dr  
Jamilah Mahmood

Ms. Hazinah Kutty Mamm  
(FC PSM Coordinator)

SECB:  
PSM1:  
Dr. Seah Choon Sen  
PSM2:  
Dr. Nies Hui Wen

SECV:  
PSM1:  
Dr. Pang Yee Yong  
PSM2:  
Dr. Aida Ali

SCSP:  
PSM1: Dr Aryati Bakri  
PSM2: Dr Muhammad  
Aliif Ahmad



## PSM

PROJECT SARJANA MUDA  
(FINAL YEAR PROJECT)

It aims is to equip students with knowledge and skills in problem solving through appropriate academic and research activities.

A compulsory element, you need to pass to graduate

It is undertaken in two semesters each for PSM1 and PSM2 respectively



PSM1:  
SECX3032

Pre-Requisite :  
Software Engineering (SECJ2203)  
Application Developments (SECX3104)  
Total credits taken >80

## PSM PHASES

PSM2:  
SECX4134

Pre-Requisite :  
PSM 1 – SECX3032



**PSM**  
PROJECT TYPES

PSM projects can be any of these 2 types:

**System Development**      **Research**

## PSM1

THE FOUNDATION

Identify relevant information pertaining to project needs from a variety of resources.



Explain and apply project development methodologies appropriate to the project.



Design, plan and propose a project according to user requirements.



Communicate project ideas through technical report and presentation

## PSM2

THE CONCLUSION

Code and develop project according to the proposed plan and design (PSM1)



Verify and validate developed modules following industrial standard practices.

Propose future improvement based on project outcomes

Communicate project results through technical report and presentation



## PSM RESOURCES

<https://comp.utm.my/psm/>

*\*If you cant remember that, just Google using keywords PSM FC UTM*

All information are available on the PSM website.  
The PSM website is your friend.



\*\*RESEARCH ONLY

# PRISM

A CHANCE FOR POSTGRADUATE PREP

PRISM is a program that helps students interested in pursuing postgraduate degree in FC,UTM.

For PSM, you can make it as the initial study for your Masters project (imagine it like Project 1 and 2 of masters - where project 1 is done in PSM)

# STUDENTS REGISTERED

REGISTERED STUDENTS			
	PSM 1	PSM 2	TOTAL
SECR	16	5	21
SECI	32	2	34
SECV	5	6	11
SECB	3	3	6
SECP	40	0	40
	<b>96</b>	<b>16</b>	
	<b>TOTAL STUDENTS</b>		<b>112</b>

## PSM IMPORTANT DATES

Must be followed

<p><b>PROPOSAL 1</b></p> <p>Submit Proposal 23 OCT 2024 [WK3]</p> <p>Project Proposal interview 27-30 OCT 2024 [WK4]</p>	<p><b>PSM1 CALENDAR BRIEF SEM12425</b></p>	<p><b>EVALUATION</b></p> <p>Draft report to SV 24-28 DEC 2024 [WK12]</p> <p>Submit report, video for evaluation 14 JAN 2025 [WK15]</p> <p>PSM Presentation 21-25 JAN 2025 [WK16]</p> <p>Submit corrected report 3 FEB 2025 [WK17]</p>
<p><b>PROPOSAL 2</b></p> <p>Resubmit Proposal 5 NOV 2024 [WK5]</p> <p>Project Proposal interview 6-8 NOV 2024 [WK5]</p>	<p><b>PROGRESS</b></p> <p>Progress Assessment 1 19-24 NOV 2024 [WK9]</p> <p>Progress Assessment 2 17-21 DEC 2024 [WK11]</p>	

## PSM IMPORTANT DATES

Must be followed

<p><b>PSM2 CALENDAR BRIEF SEM12425</b></p>	<p><b>DRAFT</b></p> <p>Draft report and short paper to SV for review 29 DEC 2024 – 2 JAN 2025 [WK13]</p>	<p><b>FINAL SUBMISSION</b></p> <p>Submit corrected report and short paper 12 FEB 2025 [WK19]</p> <p>Submit Final Thesis, Short Paper, Code Booklet 13 FEB 2025 [WK19]</p>
<p><b>PROJECT PROGRESS</b></p> <p>Demo 1 27-30 NOV 2024 [WK6]</p> <p>Demo 2 15-19 DEC 2024 [WK11]</p>	<p><b>EVALUATION</b></p> <p>Submit report, short paper, videos for evaluation 23 JAN 2025 [WK16]</p> <p>PSM Presentation 26-30 JAN 2025 [WK17]</p>	

## Some Tips

### FINDING A TOPIC

FIND ONE THAT FITS YOU  
UNDERSTAND WHAT IT IS  
DONT DUPLICATE, DONT PLAGIARIZE

### FINDING AN SV

FIND ONE THAT SUITS YOU  
FIND ONE EARLY  
MEET FREQUENTLY (MIN 6)

## LOG BOOK

YOUR PROJECT DIARY  
HELPS KEEP YOU IN CHECK

At the end of the day, PSM is YOU.  
Work smart and diligently and you will  
succeed.

NEW THESIS  
TEMPLATE

NEW SIZE  
NEW COVER

MUST FOLLOW TEMPLATE

## NEWS: 1

BEGINNING FROM SEMESTER (SEM1\_1819)

PLEASE FOLLOW  
PSM TEMPLATE

The template can be found at the PSM website.

FROM SEM2\_2021:  
ONLY SUBMIT E-  
COPY

**UPDATE**

### PSM 1:

MUST SUBMIT A 2 MIN  
VIDEO OF PROJECT  
REFLECTION

### PSM 2:

MUST SUBMIT 2 VIDEOS :  
PROJECT DEMO AND  
PROJECT PRESENTATION

## NEWS:2

BEGINNING FROM SEMESTER (SEM1\_1920)

\*STATUS: COMPULSORY.  
SUBMIT WITH REPORT FOR EVALUATION

SUBMISSION ON  
ELEARNING\*, PSM  
ONLINE SYSTEM\*  
AND EPORTFOLIO

### PSM 1: MUST SUBMIT 2 VIDEOS

- PROJECT PRESENTATION
- 2 MIN VIDEO OF PROJECT REFLECTION

### PSM 2: MUST SUBMIT 2 VIDEOS

- PROJECT DEMO AND PROJECT PRESENTATION

VERY IMPORTANT TO KEEP UP-TO-DATE  
WITH INFOS AND FOLLOW RULES.

## NEWS:3

BEGINNING FROM SEMESTER (SEM1\_2223)

FROM SEM1\_2223:  
CONTINUED ON

**UPDATE**

PSM 2: MUST SUBMIT CODE BOOKLET ON FINAL SUBMISSION

- **TEMPLATE CAN BE FOUND IN ELEARNING AND PSM WEBSITE.**

We will be using **NEW PSM FORMS.**

- All forms are available on PSM website.
- Old forms not accepted.
- Forms are divided into their appropriate phases for ease of use.

VERY IMPORTANT TO KEEP UP-TO-DATE WITH INFOS AND FOLLOW RULES.

## NEWS:4

BEGINNING FROM SEMESTER (SEM1\_2223)

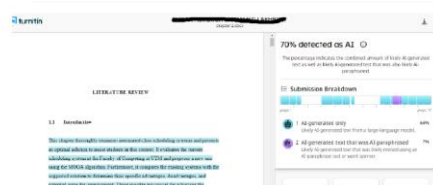
VERY IMPORTANT TO KEEP UP-TO-DATE WITH INFOS AND FOLLOW RULES.

## NEWS:5

BEGINNING FROM SEMESTER (SEM1\_2324)

New rules:

- **CPA:** All students are required to have at least a **CGPA of 3.33** to undertake research type PSM.
- **Turnitin:** JKPSM will no longer provide the service, **SV must provide them.** AI % is also required – max 20% per chapter.
  - New forms to reflect the new similarity approach.



Similarity percentage (assumes from Turnitin (give date).

Chapter	Similarity%	AI%	
		[AI-Generated Only]	[AI-Generated text that was AI-paragraphed]
1			
2			
3			
4			
5			
6			

## NEWS:6

BEGINNING FROM SEMESTER (SEM1\_2425)

## PSM EVALUATION

PROJECT DESIGN      **PSM1** PROJECT REPORT      PROJECT PRESENTATION

---

PROJECT DEVELOPMENT      **PSM2** PROJECT REPORT      PROJECT PRESENTATION

PROJECT DEMO      SHORT PAPER

### CORRECTIONS SUBMISSIONS ARE MANDATORY.

- YOU WILL GET A TS GRADE, IF YOU FAIL TO SUBMIT CORRECTIONS.
- CONTINUED FAILURE TO SUBMIT CORRECTIONS WILL LEAD TO A FAIL GRADE
- PSM2 STUDENTS NEED CORRECTION ENDORSEMENT BEFORE SUBMIT THESIS.

## REMINDER: 1

### MEETING WITH SV.

- IT IS COMPULSORY TO MEET WITH SV AT LEAST 6 TIMES .
- SV HAS THE RIGHT TO NOT APPROVE STUDENT FOR PRESENTATION. NO PRESENTATION = FAIL GRADE.

## REMINDER: 2

### TIME MANAGEMENT.

- MANAGE YOUR TIME BETTER.
- PUT REMINDERS ON YOUR PHONE CALENDAR.
- IF YOU OR YOUR SV MISS A DEADLINE FOR MARKS SUBMISSION – YOU GET ZERO.
- TAKE RESPONSIBILITY OF YOUR LEARNING – PLAN YOUR WORK, BE ALERT.
- DON'T WORK LAST MINUTE.

## REMINDER: 3

### CHATGPT

- THIS IS NOT YOUR FRIEND.
- YOUR LECTURERS KNOW YOUR LEVEL IN THINKING AND WRITING.
- YOU NEED TO SHOW YOUR UNDERSTANDING AND A GOOD FLOW OF DISCUSSION.
- MARKS ARE GIVEN BY PEOPLE - NOT MACHINE.

---

**REMINDER: 4**



**Thank You!**

ANY QUESTIONS?